

Scaled data based on original data using
LM-79-08 Approved Method: Electrical and Photometric Measurements of Solid-
State Lighting Products

Test Report Prepared for
Cooper Lighting Solutions
(formerly Eaton)

Brand: McGRAW-EDISON

Report Number: P823384

Luminaire Tested: **TTN-D2-735-U-RW**

Issue Date: 4/16/2024

Test Information

Test Method: LM-79-08
Report Number: P823384
TEST IS SCALED FROM IESNA LM-79-08 TEST DATA (G2-2312-254-10)
Test Lab: INNOVATION CENTER
Issue Date: 4/16/2024
Manufacturer: COOPER LIGHTING SOLUTIONS (FORMERLY EATON)
Product Line: MCGRAW-EDISON
Catalog Number: TTN-D2-735-U-RW
Description: TOPTIER NANO LED PARKING GARAGE LUMINAIRE
3500K, 70 CRI LEDS AND RECTANGULAR DISTRIBUTION
Light Source: -
Ballast/Driver: -

Summary

Lumens per Lamp: N/A
Luminaire Lumens: 4887 lumens
Efficiency: N/A
Efficacy: 115.0 lumens/watt
Luminous Opening: Circular (Dia: 0.71' x H: 0')
IES Classification: Type II - Short
BUG Rating: B2 - U0 - G2

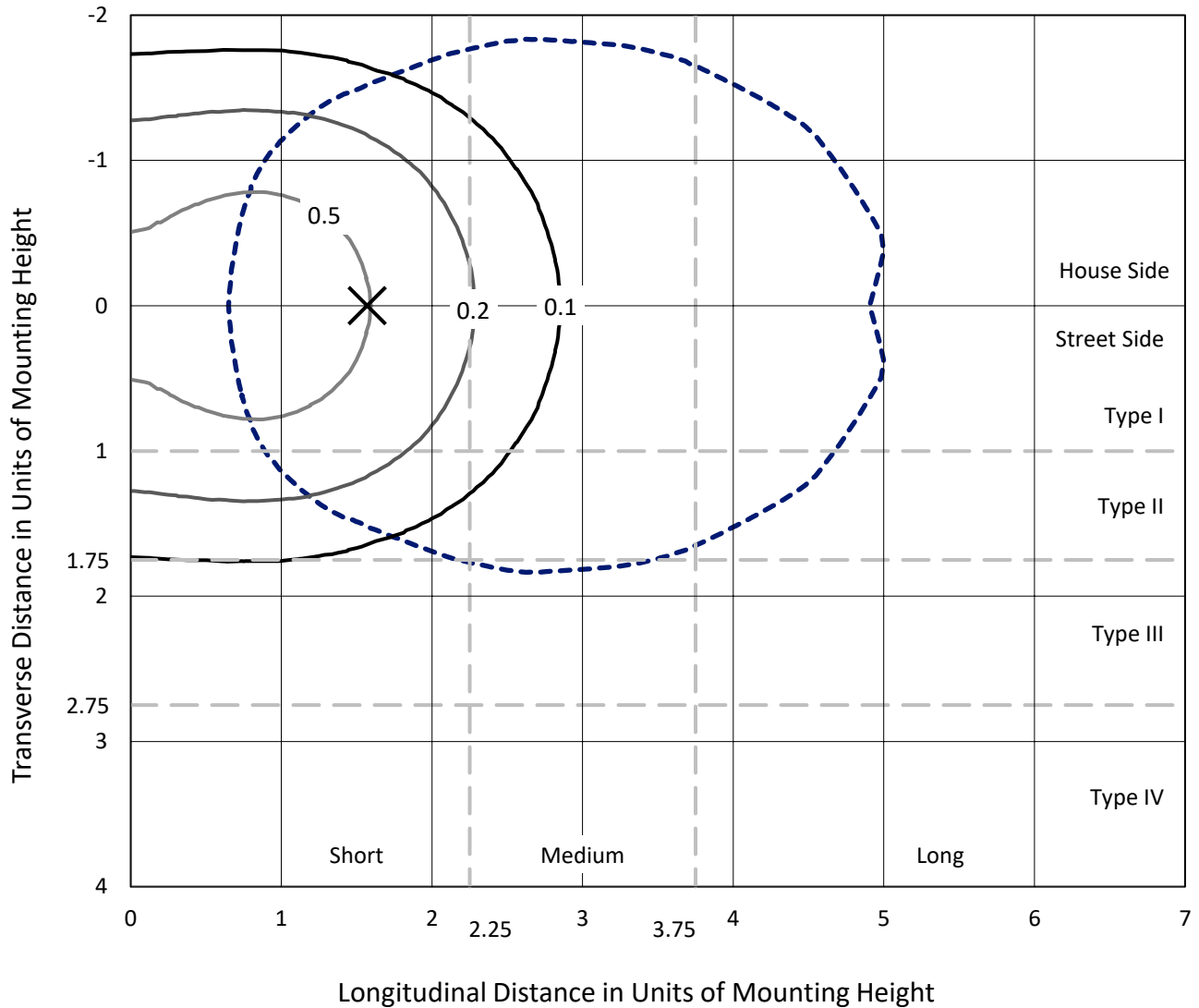
Input Watts (W): 42.5
Input Voltage (V): NR
Input Current (Ain): NR
Voltage Rise (V): NR
Power Factor: NR
Total Harmonic Distortion (THDi): NR
Frequency (hertz): 60
Stabilization Time: NR
Operation Time: NR
Ambient Temperature (°C): NR
Test Distance: 24 FT



REPORT NUMBER: P823384
 CATALOG NUMBER: TTN-D2-735-U-RW

Iso-Footcandle Lines of Horizontal Illumination

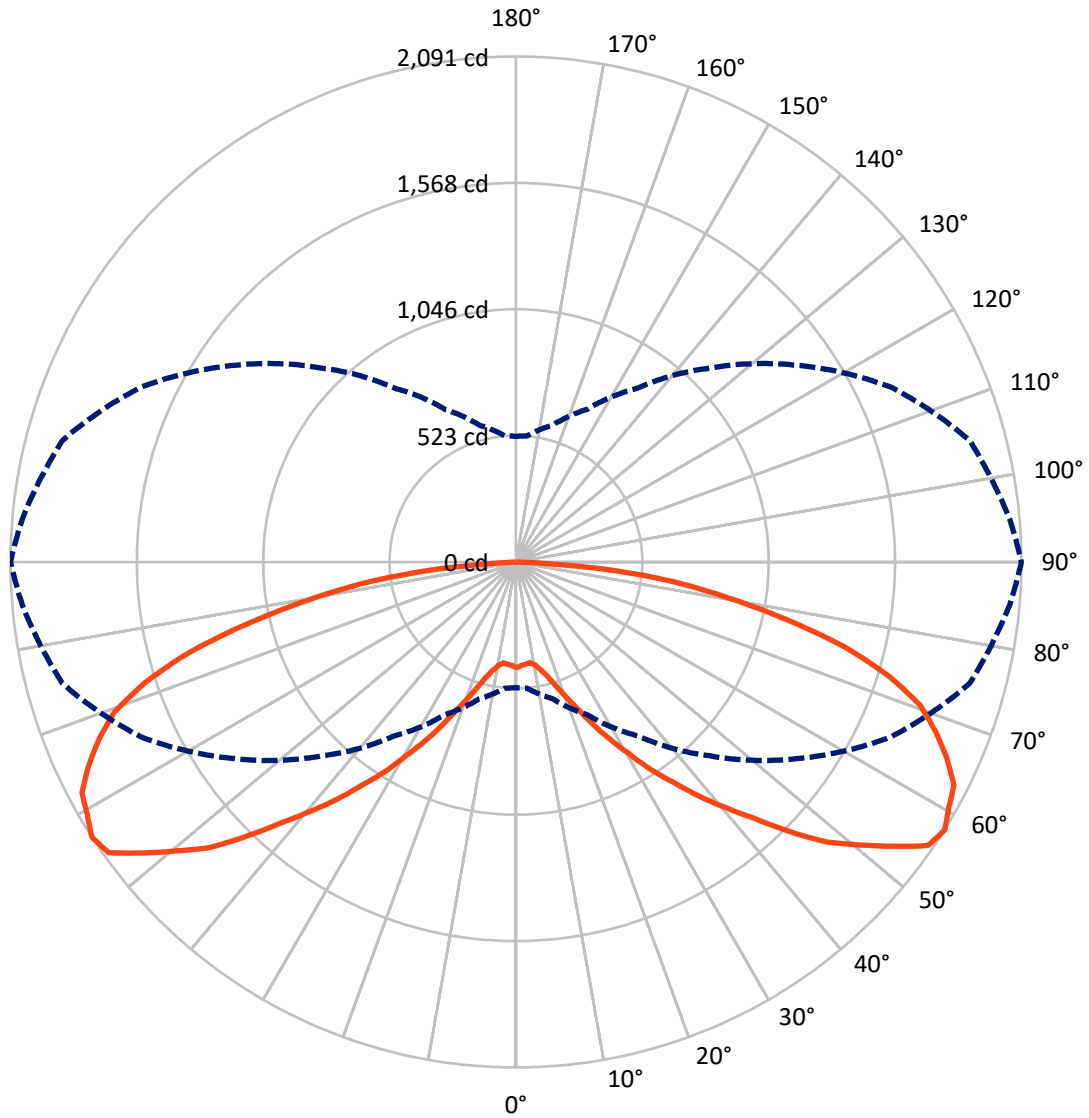
✕ Max cd
 - - - 1/2 Max cd



Based on 25 foot mounting height. Maximum calculated value = 1 fc
 Type II - Short - N/A

REPORT NUMBER: P823384
CATALOG NUMBER: TTN-D2-735-U-RW

Luminous Intensity Polar Plot



— Vertical Plane Through 90-Deg Lateral - - - Horizontal Cone Through 57.5-Deg Vertical

REPORT NUMBER: P823384
 CATALOG NUMBER: TTN-D2-735-U-RW

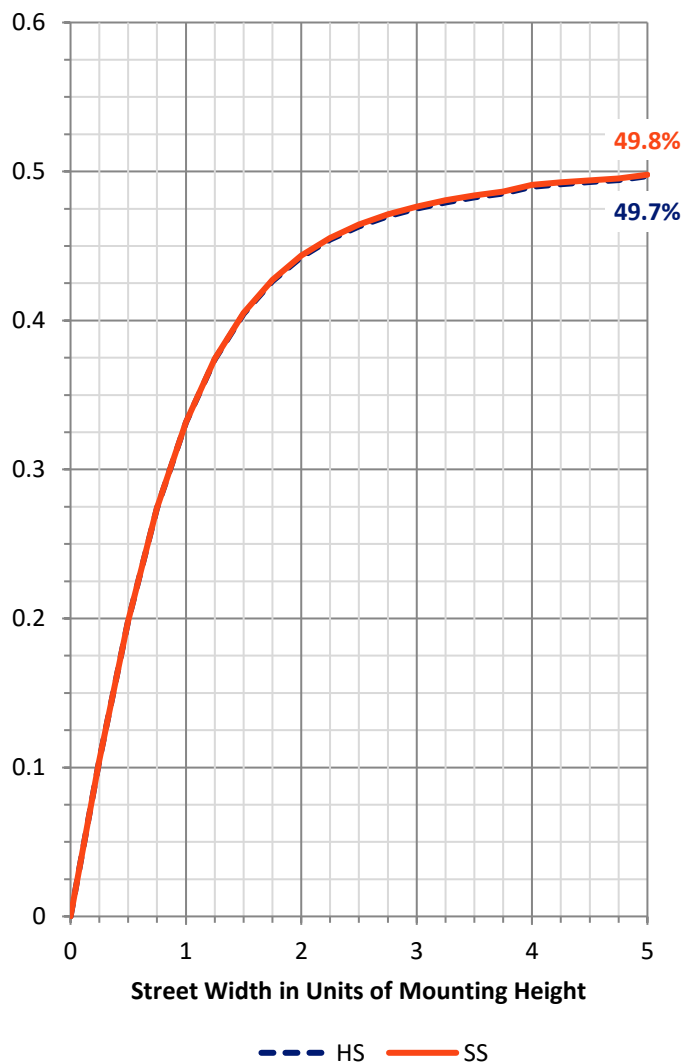
FLUX DISTRIBUTION:

		Downward	Upward	Total
House Side	Lumens	2443.5	0.0	2443.5
	% Fixture	50.0	0.0	50.0
Street Side	Lumens	2443.5	0.0	2443.5
	% Fixture	50.0	0.0	50.0
Total	Lumens	4887.0	0.0	4887.0
	% Fixture	100.0	0.0	100.0

ZONAL LUMENS:

Zone	Lumens	% Fixture
0°-10°	41.0	0.8
10°-20°	131.1	2.7
20°-30°	273.4	5.6
30°-40°	490.4	10.0
40°-50°	783.6	16.0
50°-60°	1072.7	22.0
60°-70°	1106.5	22.6
70°-80°	786.9	16.1
80°-90°	201.4	4.1
90°-100°	0.0	0.0
100°-110°	0.0	0.0
110°-120°	0.0	0.0
120°-130°	0.0	0.0
130°-140°	0.0	0.0
140°-150°	0.0	0.0
150°-160°	0.0	0.0
160°-170°	0.0	0.0
170°-180°	0.0	0.0
0°-90°	4887.0	100.0
0°-180°	4887.0	100.0

Coefficient of Utilization

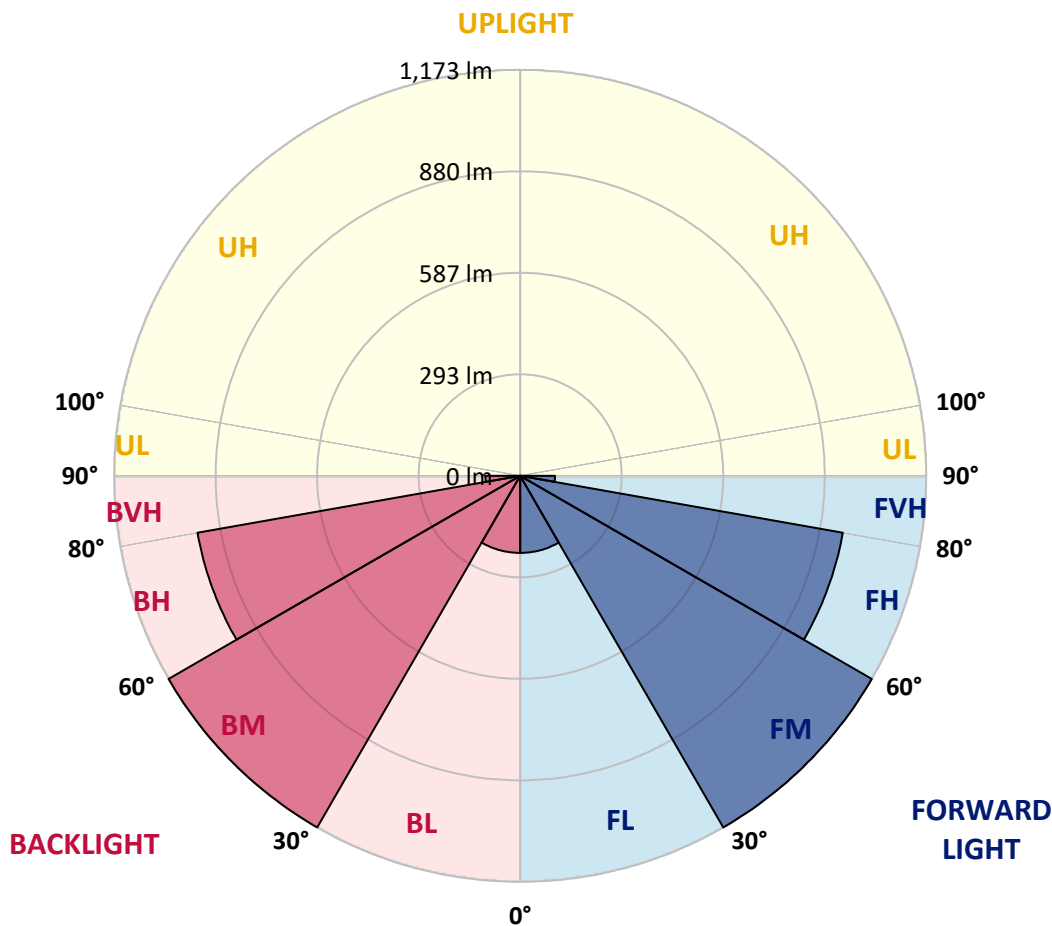


REPORT NUMBER: P823384
 CATALOG NUMBER: TTN-D2-735-U-RW

LUMINAIRE CLASSIFICATION SYSTEM LUMEN TABLE AND BUG RATING:

Zone	Lumens	% Fixture	Zone Rating/Lumen Limit		
			B	U	G
FL (0°-30°)	222.7	4.6			
FM (30°-60°)	1173.3	24.0			
FH (60°-80°)	946.7	19.4			G1/1800
FVH (80°-90°)	100.7	2.1			G2/225
BL (0°-30°)	222.7	4.6	B1/500		
BM (30°-60°)	1173.3	24.0	B2/2500		
BH (60°-80°)	946.7	19.4	B2/1000		G2/1000
BVH (80°-90°)	100.7	2.1			G2/225
UL (90°-100°)	0.0	0.0		U0/0	
UH (100°-180°)	0.0	0.0		U0/0	

BUG Rating: B2-U0-G2
 Type II Short





REPORT NUMBER: P823384
 CATALOG NUMBER: TTN-D2-735-U-RW

CANDELA DISTRIBUTION (FULL):

	0°	5°	15°	25°	35°	45°	55°	65°	75°	85°	90°
0°	437.2	437.2	437.2	437.2	437.2	437.2	437.2	437.2	437.2	437.2	437.2
2.5°	437.2	437.2	433.0	433.0	433.0	428.9	428.9	428.9	428.9	424.8	428.9
5°	437.2	437.2	437.2	437.2	433.0	428.9	428.9	428.9	424.8	424.8	424.8
7.5°	433.0	433.0	433.0	433.0	428.9	424.8	424.8	424.8	420.7	420.7	420.7
10°	428.9	433.0	428.9	428.9	424.8	424.8	428.9	428.9	433.0	433.0	433.0
12.5°	424.8	424.8	424.8	428.9	428.9	433.0	441.3	449.5	453.7	457.8	457.8
15°	424.8	424.8	428.9	433.0	441.3	449.5	461.9	474.3	482.5	490.8	490.8
17.5°	424.8	424.8	428.9	441.3	453.7	470.2	490.8	507.3	523.8	536.1	540.3
20°	424.8	424.8	433.0	449.5	474.3	499.0	527.9	552.6	577.4	598.0	598.0
22.5°	428.9	433.0	441.3	461.9	499.0	536.1	573.3	610.4	639.2	664.0	664.0
25°	437.2	437.2	449.5	482.5	527.9	577.4	631.0	676.4	713.5	746.5	746.5
27.5°	441.3	445.4	461.9	503.1	560.9	622.7	697.0	750.6	800.1	829.0	833.1
30°	449.5	453.7	478.4	519.6	589.8	668.1	754.7	829.0	882.6	911.4	919.7
32.5°	453.7	457.8	490.8	540.3	618.6	709.4	808.3	903.2	977.4	1010.4	1022.8
35°	466.0	470.2	503.1	560.9	651.6	754.7	870.2	981.6	1068.2	1109.4	1117.6
37.5°	478.4	482.5	515.5	581.5	684.6	804.2	936.2	1064.0	1163.0	1212.5	1229.0
40°	486.7	490.8	527.9	606.3	721.7	857.8	1010.4	1150.6	1262.0	1323.9	1336.2
42.5°	499.0	503.1	544.4	626.9	754.7	911.4	1088.8	1245.5	1365.1	1435.2	1451.7
45°	511.4	515.5	560.9	651.6	791.8	969.2	1167.1	1356.8	1492.9	1575.4	1591.9
47.5°	523.8	527.9	577.4	676.4	829.0	1026.9	1249.6	1455.8	1620.8	1699.2	1732.1
50°	527.9	536.1	585.6	692.9	853.7	1076.4	1319.7	1554.8	1728.0	1831.1	1839.4
52.5°	532.0	540.3	593.9	705.2	874.3	1113.5	1377.5	1637.3	1839.4	1963.1	1954.9
55°	536.1	536.1	593.9	705.2	882.6	1138.3	1418.7	1690.9	1913.6	2012.6	2070.3
57.5°	519.6	523.8	585.6	697.0	878.4	1134.1	1418.7	1711.5	1942.5	2049.7	2091.0
60°	499.0	507.3	565.0	676.4	862.0	1121.8	1410.5	1703.3	1954.9	2070.3	2058.0
62.5°	470.2	486.7	536.1	647.5	837.2	1092.9	1398.1	1682.7	1926.0	2045.6	2033.2
65°	437.2	453.7	499.0	618.6	783.6	1022.8	1332.1	1641.4	1847.6	1983.7	1959.0
67.5°	404.2	416.5	461.9	569.1	721.7	948.6	1245.5	1550.7	1736.3	1884.7	1872.4
70°	367.1	371.2	416.5	511.4	659.9	874.3	1163.0	1422.8	1637.3	1748.6	1773.4
72.5°	321.7	321.7	367.1	449.5	585.6	775.3	1051.7	1278.5	1480.6	1575.4	1612.5
75°	263.9	268.1	305.2	379.4	490.8	664.0	894.9	1125.9	1295.0	1394.0	1406.3
77.5°	206.2	210.3	239.2	301.1	395.9	536.1	738.2	919.7	1080.5	1167.1	1142.4
80°	148.5	152.6	173.2	218.6	292.8	400.0	569.1	730.0	845.5	915.6	882.6
82.5°	90.7	94.9	107.2	136.1	185.6	259.8	387.7	507.3	598.0	655.7	643.4
85°	45.4	45.4	53.6	61.9	78.4	115.5	185.6	255.7	325.8	367.1	354.7
87.5°	8.2	12.4	12.4	12.4	12.4	8.2	12.4	12.4	12.4	20.6	8.2
90°	0.0	0.0	0.0	0.0	0.0	0.0	0.0	0.0	0.0	0.0	0.0

(END OF REPORT)